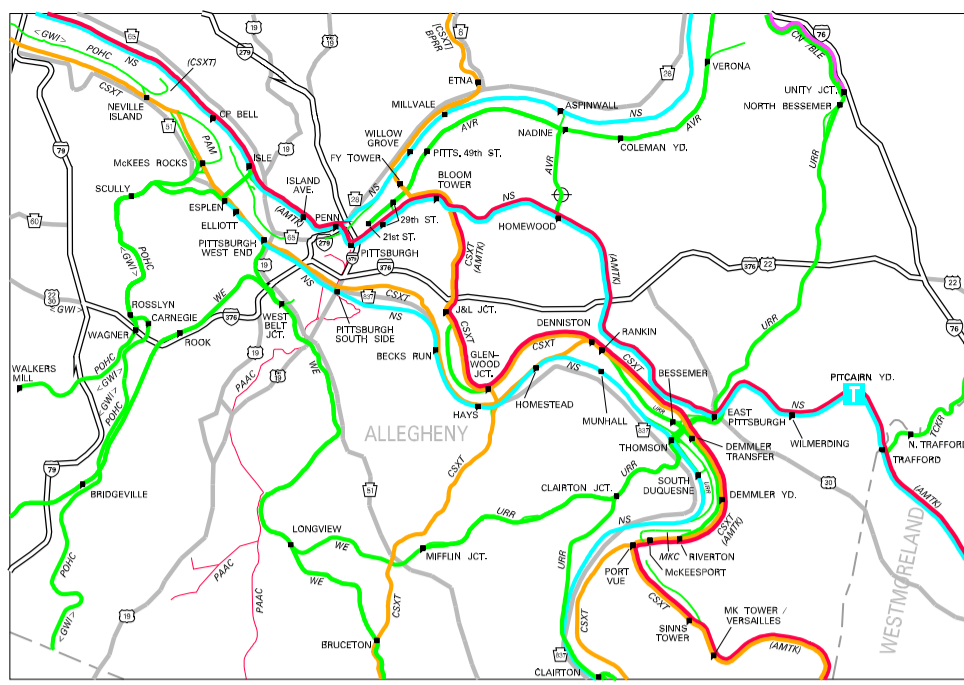
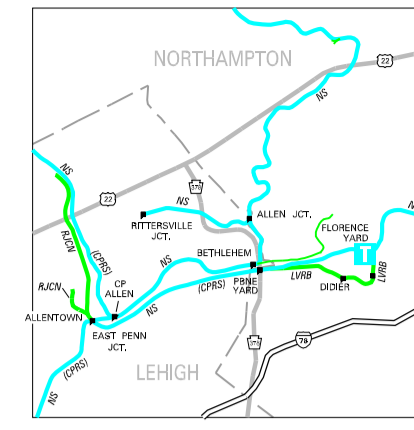


PENNSYLVANIA RAILROAD MAP

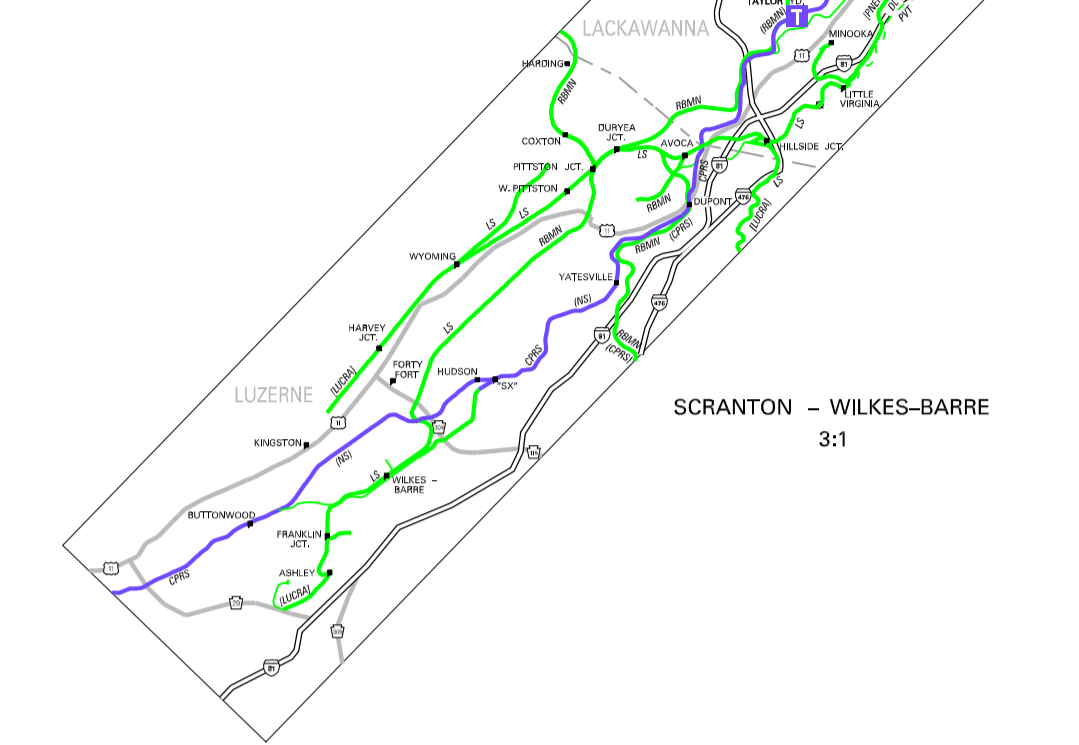
JANUARY 2010



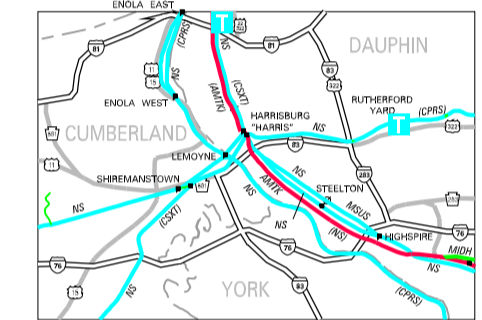
PITTSBURGH
3:1



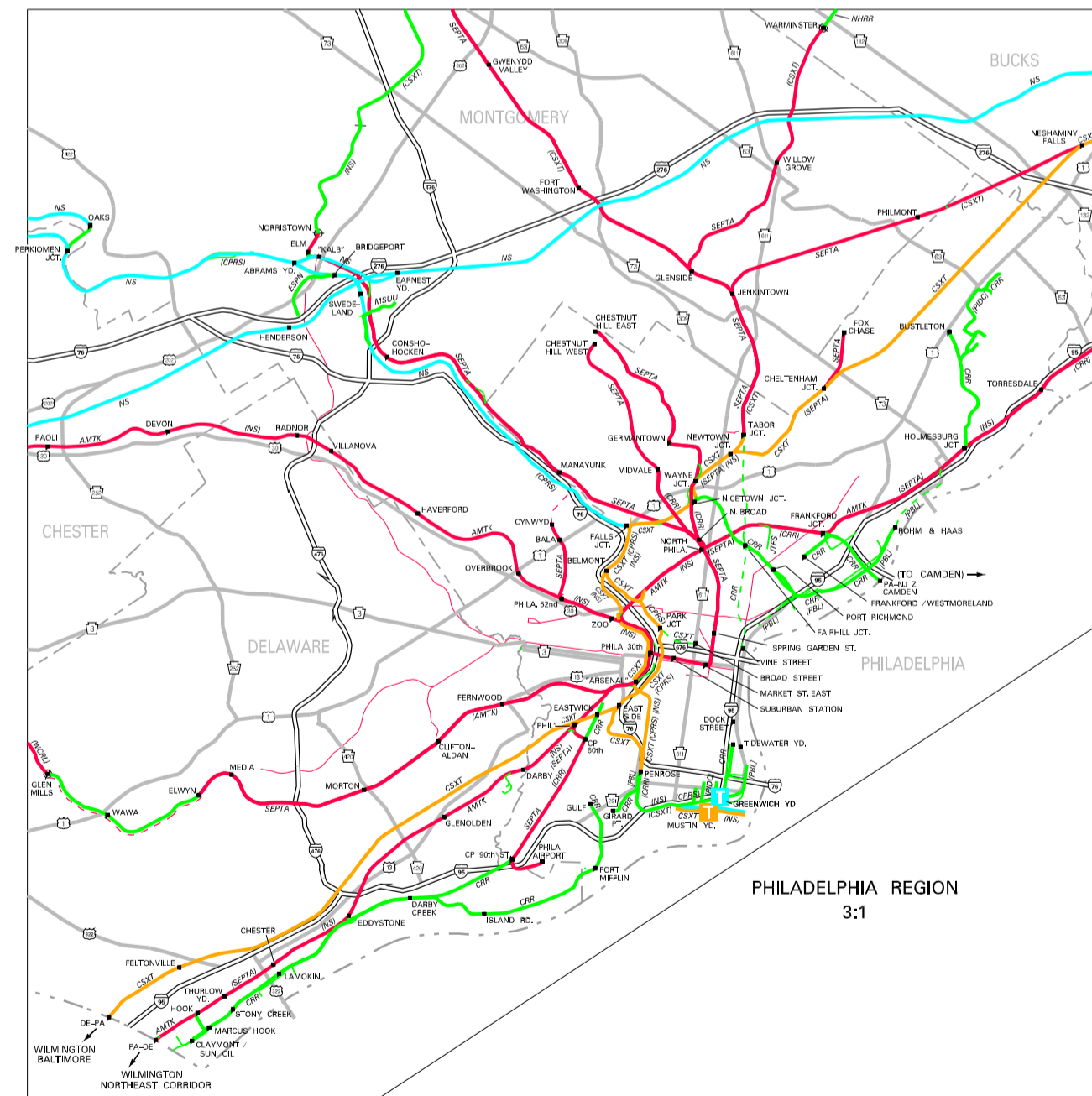
ALLENTOWN - BETHLEHEM
3:1



SCRANTON - WILKES-BARRE
3:1



HARRISBURG
2:1



PHILADELPHIA REGION
3:1

RAILROADS OPERATING IN PENNSYLVANIA

AMTK National RR Passenger Corp.
 AOR Allegheny and Ohio River Railroad
 ASR Allegheny Southern Railroad Inc.
 AVR Allegheny Valley Railroad Company
 BDRV Behlvidere & Del. Riv. Railway Co. Inc.
 BHRV Bellefonte Historical RR (Tourist)
 BPRR Buffalo & Pittsburgh Railroad Inc.
 CATA Cambria County Transit Authority
 CHR Chestnut Ridge Railway Company
 CM Cumberland Mine Railroad
 CN / BLE Canadian National
 BSESSNER & LAKE ERIE RAILROAD
 CNFK Central New York Erie Railroad Corp.
 CORY Colandrea and Reading Railway Co.
 CPRS Canadian Pacific Railway
 CSR Conrail Shared Assets
 CSXT CSX Transportation Inc.
 DL Delaware-Lackawanna RR Co. Inc.
 EBT East Broad Top Railroad (Tourist)
 EEC East Erie Commercial Railroad
 ESPN East Penn Railroad LLC
 EV Everett Railroad Company
 GET Gettysburg & Northern Railroad
 GSR Gettysburg Scenic Railway (Tourist)
 HRS Hollidaysburg and Roaring Spring Railroad Company

JTXX Juniata Terminal Company
 JVR Juniata Valley Railroad Company
 KJR Kiskadee Junction Railroad
 KRL Kasgro Rail Corporation
 LRWY Lehigh Valley Railroad, LLC
 LS Luzerne & Susquehanna Railroad Co.
 LVR Landisville Railroad, LLC
 LVRB Lehigh Valley Rail Management, LLC - Bethlehem
 LVRCL Lehigh Valley Rail Management, LLC - Clarks Summit
 LVRJ Lehigh Valley Rail Management, LLC - Johnston
 LVRV Lycoming Valley Railroad Company
 MCLR McLoughlin Line Railroad
 MDRR Maryland and Pennsylvania Railroad
 MIDH Middletown & Hummelstown Railroad
 MKC McKeesport Connecting Railroad Co.
 MMD Maryland Midland Railway Inc.
 MPFS Maryland and Pennsylvania Railroad Preservation Society (Tourist)
 MSUB Metal Steel USA Railways-BRY
 MSUS Metal Steel USA Railways-SH
 MSUJ Metal Steel USA Railways-JMP
 MTC Mount Union Connecting Railroad
 NBR Nittany & Bald Eagle Railroad Co.
 NCIR New Castle Industrial Railroad Inc.

NDCR N.D.C. Railroad Company
 NHRR New Hope & Ivyland Railroad
 NS Norfolk Southern Railway Company
 NSHR North Shore Railroad Company
 OCTL Oil Creek & Titusville Lines
 OCTT Oil Creek & Titusville Railroad (Tourist)
 PAAC Port Authority of Allegheny County (Commuter)
 PAM Pittsburgh, Allegheny, & McKees Rocks Railroad Company
 POHC Pittsburgh & Ohio Central Railroad
 PSCC Pennsylvania and Southern Railroad
 PTTM Pennsylvania Trolley Museum
 PVT Privately Owned
 RBNR Reading Blue Mt. & Northern Railroad
 RJCN R. J. Corman Railroad Co., / Allentown Lines Inc.
 RJCP R. J. Corman Railroad Co. / Pennsylvania Lines Inc.
 RTY Railways to Yesterday
 RTR Rockhill Trolley Museum
 SBRR Scourbridge Railroad Company
 SEPTA Southeastern Pennsylvania Transportation Authority (Commuter)
 SRS SMS Rail Service Inc.

SRC Strasburg Railroad Company
 STRT Stewartstown Railroad Company
 SVRR Shamokin Valley Railroad Corp.
 SWP Southwest Pennsylvania Railroad Company
 TCKR Turtle Creek Industrial Railroad
 TCR Topa Central Railroad (Tourist)
 TVBR Tyburn Railroad Company
 UCR Union County Industrial Railroad Company
 URR Union Railroad Company
 WKSRR Wanamaker, Kempton, & Southern Inc. (Trist.)
 WCR West Chester Railroad Company (Tourist)
 WCRP Wellboro & Corning Railway Company
 WE Wheeling & Lake Erie Railway
 WCR West Chester Railroad Company (Tourist)
 WNYF Western New York & Pa. Railroad Inc.
 YRC York Railway Company
 YSR Youngstown & Southeastern Railway Company

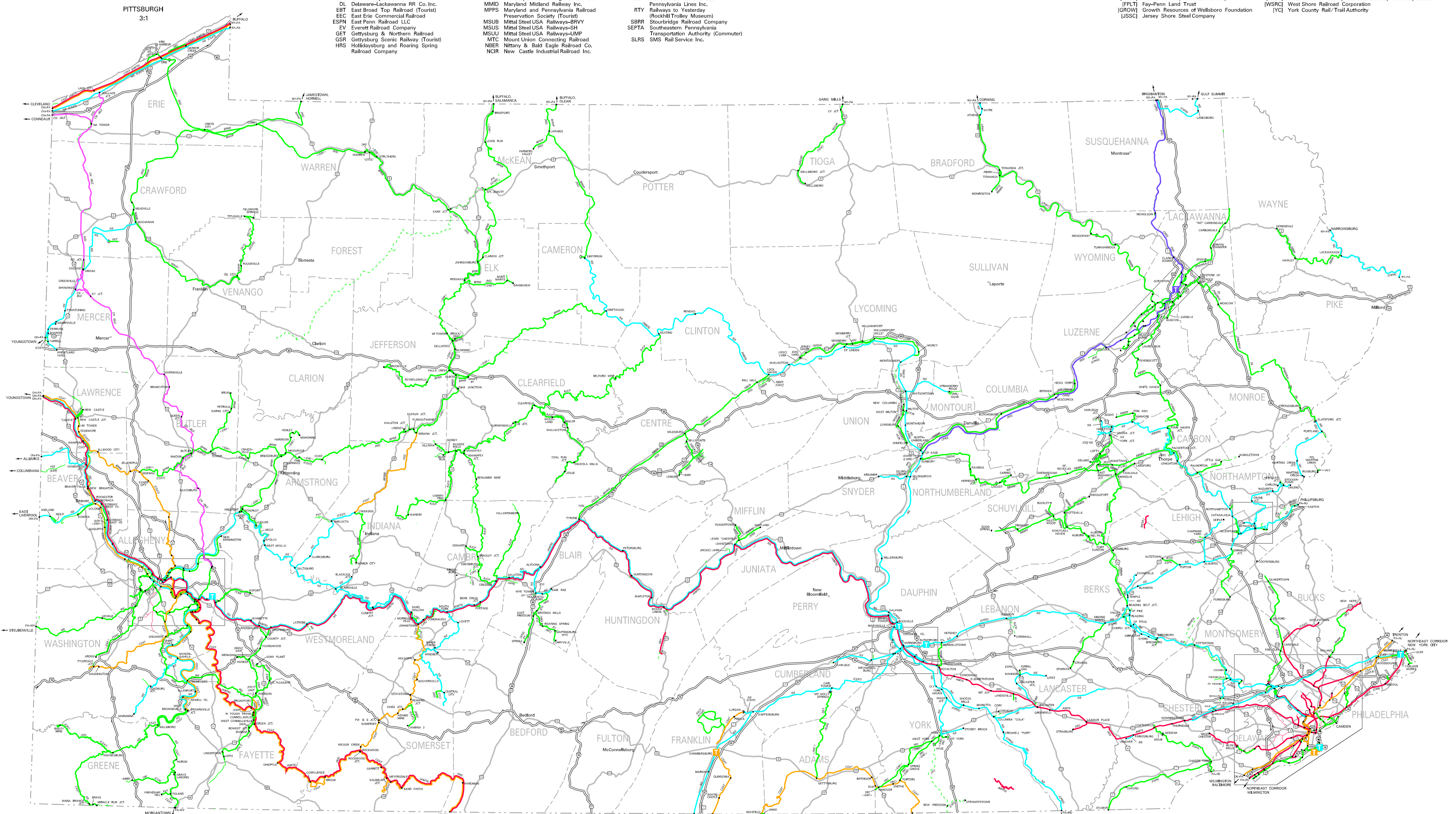
PARENT ORGANIZATION / RAILROAD FAMILY

< GWI > Genesee & Wyoming Inc.
 < PRC > Pioneer Railcorp.

NON-OPERATOR-OWNERS OF ACTIVE RAIL LINES

[ALP] Almonco, LP
 [APG] AP Green Industries Inc.
 [APR] Allegheny Portage Railroad
 [BC] Bucks County Railroad Preservation and Restoration Company
 [BERKS] Berks County Authority
 [BLRV] Behlvidere & Lehigh River Railway Co.
 [CC] Coal Contractors Inc.
 [CCL] Custom Coals Laurel
 [CCR] Cyprus - Cumberland Resources
 [CCRC] Carbon County Railroad Commission
 [CD] Can Do Inc.
 [CDDC] Clinton County Ind. Development Corp.
 [CC] Consolidation Coal Company
 [EA] Emerald Anthracite
 [ESR] Eastern States Railroad, LLC
 [FCGA] Franklin County General Authority
 [FPLT] Fay-Penn Land Trust
 [GROW] Growth Resources of Wellboro Foundation
 [JSSC] Jersey Shore Steel Company

[KTA] Kutztown Transportation Authority
 [LUCRA] Luzerne County Redevelopment Authority
 [MCI] Morrison Cove Railroad Inc.
 [MIDCO] Mifflin County Industrial Development Corporation
 [OCHS] Oil Creek Railway Historical Society
 [PSL] Philadelphia Belt Line Railroad Company
 [PBS] PBS Coals Inc.
 [PIPC] Philadelphia Industrial Development Corp.
 [PNERRA] Pennsylvania Northeast Regional RR Authority
 [PPL] PPL Susquehanna LLC
 [SEDA] SEDA-COSJ Joint Rail Authority
 [SFS] Shaffer's Feed Service Inc.
 [UICDC] Union County Industrial Development Corporation
 [WDRR] White Deer & Reading Railroad Company
 [WESI] West Erie Shortline Inc.
 [WI] White Industries
 [WIDCI] Westmoreland County Industrial Development Corporation
 [WSCR] West Shore Railroad Corporation
 [YCA] York County Rail-Traill Authority



— PASSENGER & COMMUTER RAILROADS (Including Tourist Railroads)
 - - - PASSENGER & COMMUTER RAILROADS Service Discontinued
 — RAPID TRANSIT & LIGHT RAIL LINES
 - - - RAPID TRANSIT & LIGHT RAIL LINES Service Discontinued
 — REGIONAL & SHORTLINE FREIGHT RAILROADS
 - - - FREIGHT RAILROADS Service Discontinued
 — CLASS 1 RAILROAD OPERATORS
 — CSXT RAIL LINES
 — CN / BLE RAIL LINES
 — NORFOLK SOUTHERN RAILWAY LINES
 — CANADIAN PACIFIC RAILWAY LINES

— OPERATING OWNER / CONTRACT OPERATOR
 — NON OPERATING OWNER
 — TRUCKAGE RIGHTS
 — RAILROAD NODE POINTS (NAMES & STATIONS)
 — INDICATES CHANGE OF OWNERSHIP
 — MULTI-MODAL FACILITY

| RAILROAD MILEAGE FIGURES (1/1/10) | |
|--|-------------|
| CLASS 1 RAILROADS | 3,958 Miles |
| REGIONAL RAILROADS | 621 |
| LOCAL LINES, HOVING AND TERMINAL RAILROADS | 1,025 |
| NON-OPERATOR OWNED FREIGHT TRACK | 225 |
| TOTAL FREIGHT RAILROAD MILES IN PA | 5,730 |
| AMTRAK OWNED | 55 |
| TOTAL RAILROAD MILES IN PA | 5,937 |

* Figures from the U.S. DEPARTMENT OF TRANSPORTATION, FEDERAL RAILROAD ADMINISTRATION